

2018

[2019] ZI10277

2018 01 01 2018 12 31

1-5

1-4

5-6

7-8

[2019] ZI10277

”
2018
2018
2018 12 31
2018
2018 12 31
“

“ ”



“ ”

2018

1

2

3

4

5

6

2018 12 31

2018 12 31

		350,000,000.00	769,777,234.00
		218,592,899.66	165,066,462.48
		54,874,727.01	58,488,206.74
		23,770,089.47	28,341,208.34
		69,391,463.19	64,936,209.94

2018 12 31

		143,940,340.14	215,515,
		31,349,173.62	3,842,
		30,787,267.00	14,
		3,179,627,964.34	3,895,043,
		43,774.84	31,

2018 12 31

	300,000,000.00	300,000,000.00
	53,958,003.26	14,887,491.42
	21,254,737.88	11,343,919.89
	5,732,128.67	4,698,116.82

2018

		949,111,225.86	807,970,565.62
		949,111,225.86	807,970,565.62
		946,805,059.15	803,446,503.39
		349,099,149.19	357,157,271.41
		24,613,835.85	27,088,322.45
		43,422,796.66	23,925,879.16
		127,120,633.18	96,387,496.80
		309,625,198.70	274,344,820.12
		308,638,923.73	282,321,717.68
		6,210,632.47	5,929,727.18
		92,923,445.57	24,542,713.45
		1,662,671.56	11,230,976.60
	"_"	108,910,876.60	109,614,425.94
		54,275,336.60	82,087,281.18
	"_"	24,425,616.47	96,620,480.38
	"_"	3,082.12	-15,879.03
	"_"	137,308,413.46	221,974,066.12
		11,845,449.37	2,163,864.35
		1,086,886.13	4,549,758.77
	"_"	148,066,976.70	219,588,171.70
		29,404,629.89	67,203,784.32
	"_"	118,662,346.81	152,384,387.38
1	"_"	118,662,346.81	152,384,387.38
2	"_"		
1	"_"	90,652,194.53	120,153,545.65
2	"_"	28,010,152.28	32,230,841.73
		24,075,920.80	354.00
		24,075,920.80	354.00
1			
2			

2018

		123,416,113.53	44,850,448.34
		69,129,848.26	28,616,608.05
		859,371.56	1,216,936.70
		46,676.00	
		32,731,595.27	20,608,639.85
		30,125,948.15	15,224,796.68
		32,886,224.96	16,554,453.30
		4,049,639.40	1,343,912.59
		1,643,363.19	-204,165,096.43
		158,753.21	
	“ ”	81,405,873.04	60,581,219.04

2018

2018

	55,591,582.40	54,477,524.14
	581,656,462.53	31,453,638.59
	637,248,044.93	85,931,162.73
	32,284,641.01	
	19,349,646.00	14,892,900.83
	6,029,370.21	2,026,809.50
	207,277,295.73	1,507,857,488.82
	264,940,952.95	1,524,777,199.15
	372,307,091.98	-1,438,846,036.42
		307,989.04
	122,986,784.03	1,903,759.20
		300.00
	369,000,000.00	
	491,986,784.03	2,212,048.24
	1,377,401.72	305,728.85
	421,800,001.00	199,764,313.01
	423,177,402.72	200,070,041.86
	68,809,381.31	-197,857,993.62
		162,331,345.00
	320,000,000.00	1,750,000,000.00
	59,043,550.00	
	379,043,550.00	1,912,331,345.00
	772,467,500.00	28,800,000.00
	108,190,091.46	59,114,223.31
	115,267,919.03	133,726.20
	995,925,510.49	88,047,949.51
	-616,881,960.49	1,824,283,395.49
		-603.36
	-175,765,487.20	187,578,762.09
	215,515,827.34	27,937,065.25
	39,750,340.14	215,515,827.34

2018

	1,175,345,368.00			2,311,952,737.19	162,331,345.00		103,128,986.53	56,591,641.31	3,484,687,388.03

()

“ ” “ ”

[1992]1867	1993 3	1995
[1995]48		B
1996		[1996]99
A		
	914403001921790834	
2018 12 31		1,175,345,368
1,175,345,368.00		2028 58
03	350	28

2018

11	“ ”
12	“ ”

45	() “ ”
46	“ ”
47	“ ”
48	“ ”
49	“ ”
50	“ ”

“ ” “

”

()

—

“ ”

15 —

()

12

()

()

1 1

()

()

1

2

2018

2018

()

5

3


1

2

1

2

4



“ ”

50%

“

1

2

3

4

-

“ _ ” “ ”

3

()

5

1

2

3

a

b

()

1

2

()

1

2

1

2018

“

” “

”


3

()

1
2
3
4

1

5%



2

3

3

4

2

2

		50
		5

3

4

5

1

2

3

4

5

()

()

2

1

2

2

3

2

3

1

2

()

()

1

1

2

2

1

2

()

1

2

3

()

1

2

3

4

5

6

7

8

9

10

()

1

2018

2018 6 15

2018

2018 15

				“	” “
				”	”
			165,153,901.71	31,349,173.62	
			55,158,091.77	3,842,307.08	
		“	” “	”	“
1	“	” “			
”	“			”	218,592,899.66
” “	” “	”	53,958,003.26	165,066,462.48	
“		” “	14,887,491.42		
” “	” “	”			“
“	” “	” “	”	148,792,474.83	54,279,505.00
	” “	” “		11,168,385.63	58,452,821.48
	” “	”		“	”
“	” “	” “			12,763,559.75
”	“	” “	2,943,615.34	14,957,128.68	
”			3,766,455.99	“	”
			0.00	0.00	0.00

2018

()

3%	5%	6%
9%	10%	16%
		17%

()

	200,217.38	115,582.95
	118,926,664.06	631,335,493.08
	112,614,227.90	111,761,126.97

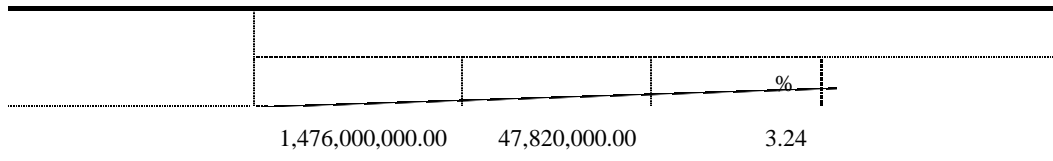
2

1

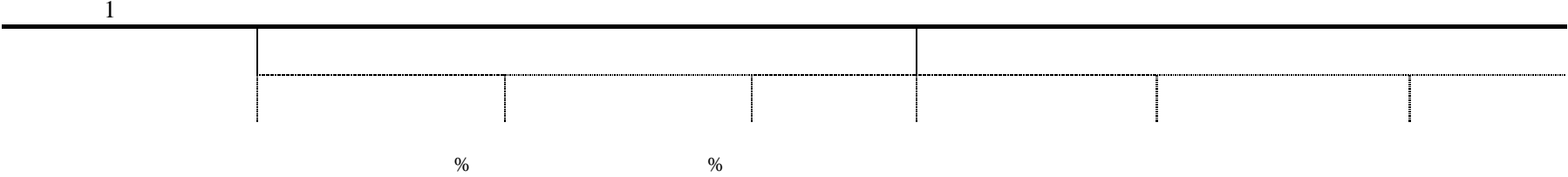


					%
1		1	130,111,671.64	6,505,583.56	5.00
1	2	2	4,851,046.61	485,104.66	10.00

4	
41,946,804.76	25.81
	2,294,666.14



3



2018

3		
		35,147.05
4		
	873,774.50	589,496.50

()

1

--	--

3

CR

4

5

()

1

2018

()



2018

()

1

1	9,368,505,038.00	9,368,505,038.00
---	------------------	------------------

2018

2

					(%)
*1	7,647,651,900.00		7,647,651,900.00	7,725,750,700.00	1.02

2018

()

1		
	51,187,108.61	54,914,579.39

3

4

5

6

.....

.....

www.ck12.org

()

1

	31,531,701.31				31,531,701.31
	3,768,935.05				3,768,935.05
	7,341,961.56				7,341,961.56
	42,642,597.92				42,642,597.92

()

1

	78,252,154.84	19,457,337.80	9,966,919.87	2,470,374.35
	143,877,811.13	35,969,452.78	66,216,911.12	16,554,227.78
	222,129,965.97	55,426,790.58	76,183,830.99	19,024,602.13

()

	10,924,304.41	922,000.00
*	30,000,000.00	30,000,000.00
	40,924,304.41	30,922,000.00

* 2016 30
1% 3,000

()

1

*1	150,000,000.00	350,000,000.00
*2	200,000,000.00	119,777,234.00
		300,000,000.00
	350,000,000.00	769,777,234.00

*1 1 2018 3 23 5,000

“ ”

2 2018 10 22 2018 11 29

5,000

“ ”

3 2018 9 20

5,000

*2 2018 10 23 2018 10 26

20,000

21%

2

()

	218,592,899.66	165,066,462.48
	218,592,899.66	165,066,462.48

1

1

	139,190,856.97	129,139,934.48
	5,629,407.12	3,389,589.24
	57,113,354.79	18,804,845.94
	16,659,280.78	13,732,092.82

()

1

	28,319,395.50	135,097,514.14	139,704,662.12	23,712,247.52
-	21,812.84	10,142,994.80	10,122,735.44	42,072.20

2018


	1,813,132.30	45,991.56
	344,773.09	616,601.62
	2,168,691.06	1,204,246.95
	69,391,463.19	64,936,209.94

2018

	2,000,000.00	
	8,530,360.65	9,450,168.19

2018

()



			300			2,700			2,700		
			0								
5	2018	8	21								
2,000				2018	8	21	2019	10	30		
				2018	12	31			2,000		
			2,000				0				
*2	2017	7	11						60,000		
	2017	7	11	2020	7	10					
				2018	12	31			4,000		
			56,000					4,000			
52,000											
*3	1	2017	5	12					20,000		
				2017	5	12	2019	5	11		
									35%		
	2018	12	31				19,900		100		
			100				0				
2	2017	6	9						30,000		
				2017	6	9	2019	6	8		
									35%		
31				18,126.75					11,873.25		
				11,873.25			0				
3	2016	8	3								
						2016	4				
									10,450		
				2016	8	5	2019	8	4		
				“		”		2018	12	31	
				3,482				3,482		0	
4	2014	6	24								
								70,000		2014	6
24	2019	6	21				2014	6	24		
										14,000	
							2018	12	31		
							14,000			0	

2018

()

	18,000,000.00	98,000,000.00
	18,000,000.00	98,000,000.00

()

2018

*2	1		
		2	-27,502,714.05
3			-20,000,000.00
()		

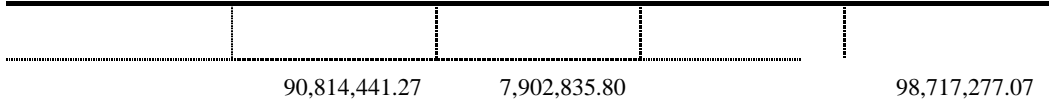
| | |

2018

()

2018

()



2018

()

	3,167,025.48	2,873,298.58
	1,357,077.35	1,108,082.94

2018

()

308,638,923.73

282,321,717.68

2018

()

	8,872,695.45	528,420.49	8,872,695.45

2018

2

148,066,976.70



“

2018

()

4,062.79

2018

()

1

1

2018

2		
	48,625,494.35	1.00

2018

()

()

1

100
5,211,207.82

100

-5,211,207.82

100

100

	2,254,658.04	545,382.87	2,800,040.91	894,106.93	10,156.00	904,262.93
	44,101.00		44,101.00	41,986.94		41,986.94
					214,200.72	214,200.72

()


		9,484,068,838.00	9,484,068,838.00
1.			
2.		9,484,068,838.00	9,484,068,838.00
3.			
		9,484,068,838.00	9,484,068,838.00

|

2018



20.36%



“ ”

/			
		2,882,395.92	8,572,998.72
		5,015,687.88	
		8,211,210.84	4,921,230.97

2018



2018

		2,861,154.36	6,113,179.37

3

*2	69,660,000.00	2017/8/5	2018/2/4	



2018

	2017	12	31	182,732,200.00	2018
12					

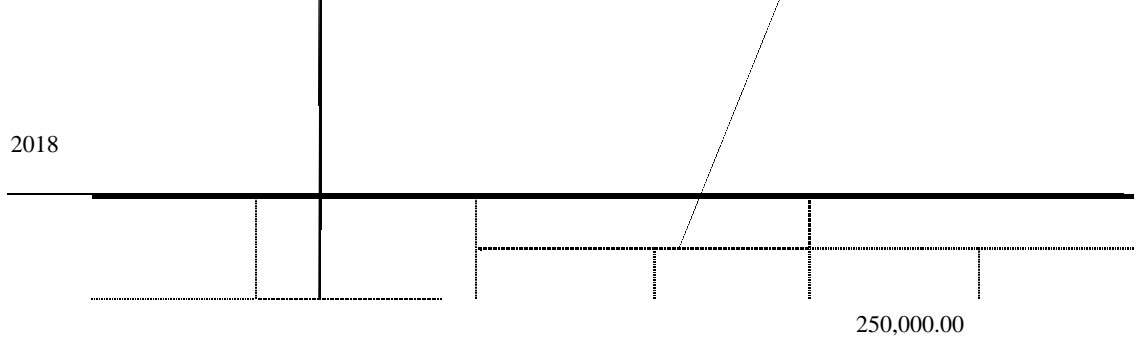
2018

()

1

.....

2018



2018

2018

5.89 /	689.01			
4		60		
	12		36	30%
30%	40%			
1				

()

()

()

.....

.....

.....

2018

3

2018 12 31

9,041.20

()

2018 12 31
441.65

119.71

2%

2018 12 31

15.05

()

()

			50,000,000.00	2018/2/2	2018/8/2	
			50,000,000.00	2018/3/14	2018/9/3	

2018

()

2018 12 8 2018 12 25 2018

2018 2018

2019

1 29 2019 4 23

A B 1,485,844

0.13%

()

1

	90,652,194.53	120,153,545.65

2

()

1

4

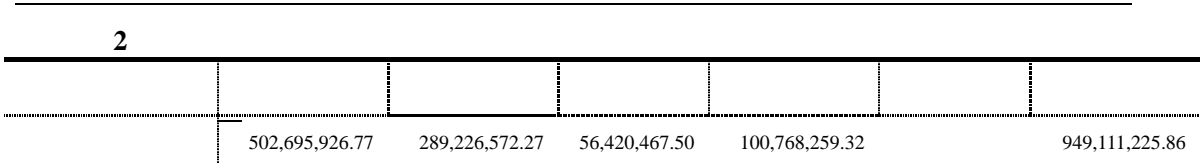
A

B

C

D

2018

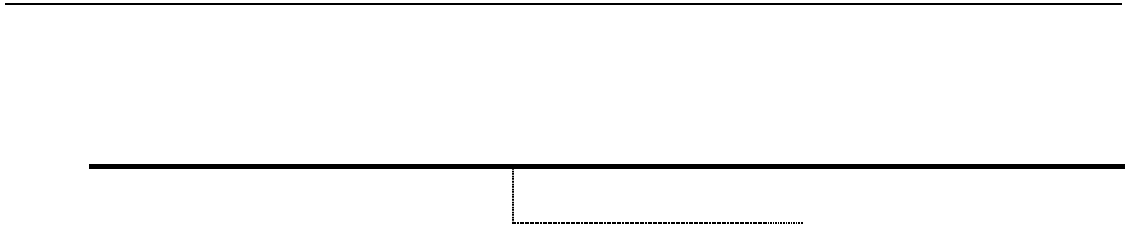


1

1

The diagram consists of a thick horizontal line. From the left end of this line, a vertical line extends downwards. A horizontal dashed line extends from the end of this vertical line to the right. From the right end of this dashed line, another vertical line extends downwards.

2018



%

2018

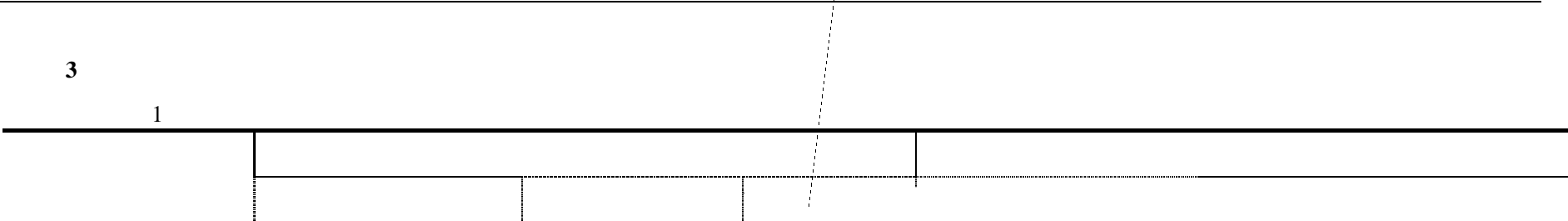
()

1,779,505.00


2018

3

1



2018



%

2018

5

(%)

()

	123,416,113.53	69,129,848.26	44,850,448.34	28,616,608.05
		69,129,848.26	44,850,448.34	28,616,608.05

